



Amarr® by Design AD4000 Custom Wood Carriage House Garage Doors



Terry design with R.H. Hunt gate latch (stained by homeowner)

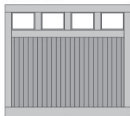
Get the neighbors talking. Made in America by skilled craftsmen, Amarr by Design wood garage doors are handcrafted for reliable performance and long-lasting beauty. Choose from one of our popular carriage house styles or submit your own unique design. Pick from an array of wood options, windows and decorative hardware to create a truly unique, one-of-a-kind door. Amarr by Design. Get a gorgeous door, and a great conversation piece.



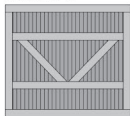
Lowry design (painted by homeowner)

DESIGNS

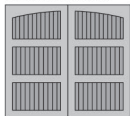
PRESTON



SUTCLIFFE



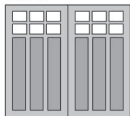
4000 (closed arch)



3000 (custom)



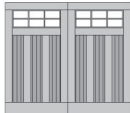
7010 (I)



7020 (I)



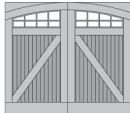
RUNION



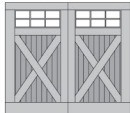
CURTIS



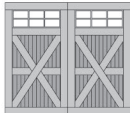
LOWRY



ROBERTS



EASTON

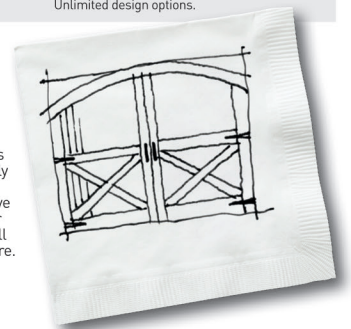


TERRY

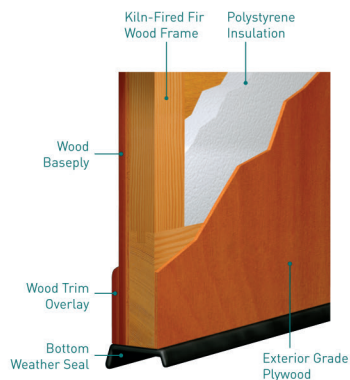


Unlimited design options.

Custom designs available. Simply draw your own unique door, give it to your Amarr dealer, and we'll take it from there.



Construction



WOOD AD4000

Wood + Insulation + Wood

- Unlimited Custom Carriage House Designs
- Multiple Wood Options
- Paint or Stain Grade Wood
- Environmentally Safe Polystyrene Thermal Insulation
- Energy Efficient

Specifications

	AMARR® BY DESIGN AD4000
PANEL DESIGNS	
Carriage House	Unlimited Designs
CONSTRUCTION*	
Wood + Insulation + Wood	•
DOOR THICKNESS	3" [7.6cm]
WOOD BASEPLY OPTIONS	
5/8" MDO Plywood (paint grade only)	•
1/2" Marine Grade Plywood	•
5/8" Incense Cedar	•
5/8" Clear Vertical Grain Cedar	•
5/8" Red Grandis	•
5/8" Mahogany	•
Other materials available upon request	•
TRIM OVERLAY OPTIONS	
5/8" Moisture-and Rot-resistant Extria Exterior Panel (paint grade only)	•
5/8" Incense Cedar	•
5/8" Clear Vertical Grain Cedar	•
5/8" Red Grandis	•
5/8" Mahogany	•
Other materials available upon request	•
OPTIONAL WOOD DISTRESSING	
SECTION HEIGHT OPTIONS	18", 21", 28" or 32"
POLYSTYRENE INSULATION (1 3/8" thick)	•
R-VALUE	9.0
BOTTOM WEATHERSEAL	•
DECORATIVE WINDOW OPTIONS	
1/8" (0.32cm) Double Strength	•
Insulated	•
OPTIONAL DECORATIVE HARDWARE	•
WIND LOAD¹ AVAILABLE*	•
FIRE RATED DOORS AVAILABLE²	•
SECTION WARRANTY³	1 Year

¹ It is your responsibility to make sure your garage door meets local building codes.

² Optional: Special-designed doors meet guidelines for CA Building Codes for use in Wildlife Urban Interface (WUI). Fire-rated doors with insulated and tempered glass windows available.

³ For complete warranty details, visit amarr.com or contact your local Amarr dealer.

* Optional: Wood-on-steel section construction is available. Some wind load pressures may require wood-on-steel section construction.

Doors are shipped natural. Priming is available for paint grade doors. All doors require finishing on all six (6) sides of each section within two days of receipt of door(s) and prior to installation. Visit amarr.com for finishing recommendations.

HARDWARE SPECIFICATIONS

TRACK: 2" industrial grade galvanized .083 horizontal and vertical track. Standard lift 25C-15" radius or 2LC-6" low headroom clearance. For doors over 650 lbs, 3" track.

HINGES: Up to 12': Single-end 11ga graduated galvanized. 12' and over: Double-end 11ga graduated galvanized.

ROLLERS: 2" nylon 10-ball bearing commercial rollers (short stem for up to 12'; long stem for 12' and over).

STRUTS: 3" galvanized struts

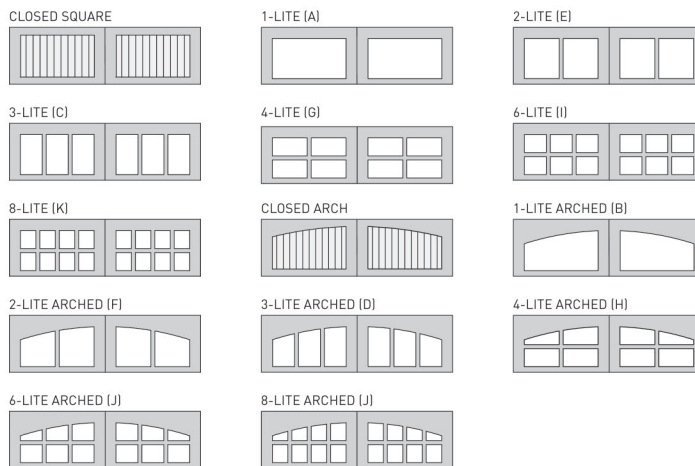
COUNTER BALANCE: 10,000 cycle torsion springs, cast aluminum cable drums, 1" diameter 11ga torsion tube. For doors over 650 lbs, solid core steel shaft and coupler if exceeding 151" in length.

FASTENERS: Cadmium plated fasteners (standard) for on-door hardware and securing tracks to jamba. All hinge fasteners are factory installed with concealed bolt heads under the trim overlay.

OPERATION: Manual push-up. No lock assembly is supplied. Electric openers with 3/4 hp recommended for best possible operation.

Doors available in various heights and widths. Hardware specifications are consistent with doors not exceeding 18' wide and 10' high. Requirements escalate with door size and weight and have limitations. Contact your local Amarr dealer for specific details.

Top Sections



Wood Choices

Other types of wood available upon request.

Doors are shipped natural and require finishing upon receipt and prior to installation.

INCENSE CEDAR



CLEAR VERTICAL GRAIN CEDAR



RED GRANDIS



MAHOGANY



WOOD DISTRESSING



For a weathered effect, wirebrush distressing is available on any Amarr By Design door.

Edge Profiles for Trim Overlay

OGEE EDGE




SQUARE EDGE



EASED EDGE



EASED EDGE DETAIL



Optional Decorative Hardware

No matter what style of wood carriage house door you choose, we have beautiful decorative hardware to match your design. visit amarr.com or contact your local Amarr dealer.



Amarr Company
165 Carriage Court
Winston-Salem, NC 27105
800.503.DOOR
www.amarr.com

YOUR LOCAL AMARR DEALER:

Door specifications and technical data subject to change without notice.

Sectional door products from Amarr Company may be the subject of one or more U.S. and/or foreign, issued and/or pending, design and/or utility patents.

Part of ASSA ABLÖY

Amarr as word and logo are trademarks belonging to Amarr Company, owned by ASSA ABLÖY.

©ASSA ABLÖY

Printed in USA Form #6500622/3M/SPR